

The ideal accessory for Aesculap SnapOn blades

Using the optional stainless steel clip-on combs, you can even clip up to 32 mm. **When using the stainless steel clip-on combs, you should always add the cutter head's "mm" to the comb you are using: e.g. GT330 #10 1.5 mm + GTA134 comb 16 mm = 17.5 mm clipping result.**

The stainless steel clip-on combs boast improved smoothness and durability compared with conventional plastic clip-on combs. They keep their shape and allow clipping heights not achievable with blades.

You can purchase the Aesculap stainless steel SnapOn combs as a set of 9 in a practical storage case (GTA129), or individually.

The following sizes are available:

For SnapOn blades GT317, GT326, GT330 and GT333


GTA130	red	3 mm
GTA131	violet	6 mm
GTA132	blue	10 mm
GTA133	brown	13 mm
GTA134	yellow	16 mm
GTA135	purple	19 mm
GTA136	green	22 mm
GTA137	light blue	25 mm
GTA138	black	32 mm



Wide design for SnapOn blades

GT397, GT398 and GT399

GTA144	brown	13 mm
GTA145	yellow	16 mm
GTA146	orange	19 mm



Aesculap clippers – quality from Germany – since 1912

Any questions about our clippers? Our product experts will be pleased to answer all of your questions about the types of machines, clipping blades, and the professional use of the equipment.

Germany hotline:
+49 8086 933-552

Email:
schermaschinen@kerbl.com

Albert Kerbl GmbH
Felizenzell 9
84428 Buchbach
Germany

www.kerbl.com

Hotline in UK:
+44 (0) 1572 722558

E-mail :
enquiries@kerbl.co.uk

Kerbl UK Limited
8 Lands End Way
Oakham, Rutland
LE15 6RF UK

www.kerbl.co.uk

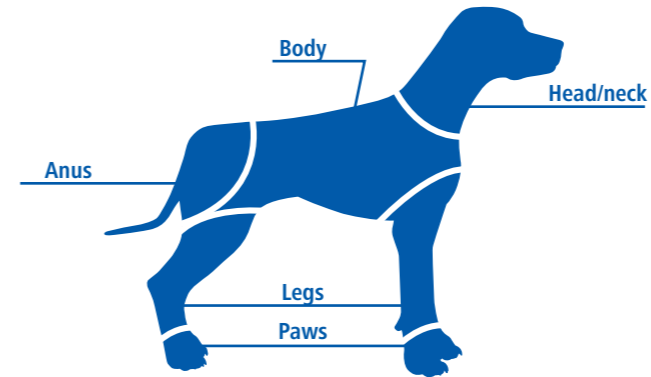
Which blade set should I use for which coat?

The blade set advisor for SnapOn blade sets

It is important to use the right blade set for each coat type and for the various parts of an animal. There is a wide range of Aesculap SnapOn blade sets available.

Aesculap SnapOn blade sets fit all Durati models, FAV5 and devices with cables. They can also be used on other manufacturers' machines with the SnapOn system (Oster, Heiniger, Wahl and Moser).

These figures are indicative and based on experience; coat structures can vary by individual animal. We recommend analysing the coat structure before each use of the clippers.



How it works:



Select the animal species



Specify an existing model or search for new machine



Get matching blade sets and machines displayed



Save recommendations as a PDF



Shop with your Aesculap dealer

AESCULAP®
SCHERMASCHINEN

Quality from Germany – since 1912



A5 type SnapOn

Professional Clipping Blades



Curious to find out more?

Then visit the blade set advisor now at www.scherkopfberater.de

Aesculap A5 type SnapOn blades

Precision from the profi, for the profi!

Blade set from Aesculap Schermaschinen are precision parts which aim at perfection.

The blade set determines the performance of every clipper. The SnapOn blade set from the metal forge in Suhl/Thuringia are genuine "Made-in-Germany" products.

Exceptionally high-quality cutting tools are manufactured from top-quality carbon blanks in several production stages, in compliance with medical technology directives. Except for the hardening process, the parts never leave the production facility.

This in-house production can only be to your advantage:

- **unmatched long cutting durability**, thanks to first-grade carbon steel
- **consistently high cutting capacity** of each individual blade set, thanks to state-of-the-art CNC grinding and milling equipment
- **exceptional coat gliding behaviour**, thanks to high-end surface finish
- **uniform and clean cutting pattern**, thanks to the specially developed tooth geometry
- **extremely regrindable, often up to 7 times**, thanks to the combination of material hardness, quality and manufacturing expertise

DLC blade sets

The Aesculap "Diamond-like Carbon" (DLC) coating perfectly combines the property profiles of diamond- and Teflon-based surface enhancement.

This special coating guarantees outstanding product properties:

- high wear protection and longer service life
- excellent gliding thanks to minimised frictional resistance
- extended edge retention
- increased corrosion protection
- reduced care requirement thanks to dirt-repellent surface
- less heat development




precise and consistent plate pressure for controlled heat generation

specially developed tooth geometry for precise immersion in the coat

Precision hollow-ground for the best clipping results


first-class raw materials for long-lasting cutting, and up to 7 regrinds

exceptional coat gliding behaviour due to high-end surface finish




Aesculap SnapOn blade sets

With our SnapOn precision blade sets, you obtain a range from the skin-tight 0.2 mm to the "curly" 9.5 mm long coat shear.



Now also wide shaving heads for faster work



Changing the blade set

Removing the blade set:

1. loosen the blade set lock by pressing the push button
2. press against the blade set from the front to tip it backwards
3. pull the blade set out of the blade hinge

Attaching the blade set:

4. place the blade set on the blade hinge
5. switch on the machine
6. press the blade set forwards until it clicks

Important: the machine must be turned on so that the rocker arm can snap into the blade set. If it does not snap in, you will hear a "rattling" sound and the blade set will not cut.



Tip: If the blade hinge for the blade set is accidentally tipped, you can loosen it again using a screwdriver.



Cleaning and caring for the blade set:

GT604 Aesculap Oil
GTA103 Aesculap Blade Cool 2.0

We recommend oiling the blade set before each clipping session. You can both reduce heat build-up and clean at the same time with the Blade Cool. Use this at least every 10 minutes. Oiling during clipping also improves the cut and extends the sharpness of the blade set.

