

Aesculap Favorita Cutter Heads



Aesculap Favorita Cutter Heads

Precision from the profi, for the profi!

Cutter heads from Aesculap Schermaschinen are precision parts which aim at perfection.

The cutter head determines the performance of every clipper. The Favorita cutter heads from the metal forge in Suhl/Thuringia are genuine "Made-in-Germany" products.

Exceptionally high-quality cutting tools are manufactured from top-quality carbon blanks in several production stages, in compliance with medical technology directives. Except for the hardening process, the parts never leave the production facility.

This in-house production can only be to your advantage:

- **unmatched long cutting durability**, thanks to first-grade carbon steel
- **consistently high cutting capacity** of each individual cutter head, thanks to state-of-the-art CNC grinding and milling equipment
- **exceptional coat gliding behaviour**, thanks to high-end surface finish
- **uniform and clean cutting pattern**, thanks to the specially developed tooth geometry
- **extremely regrindable, often up to 7 times**, thanks to the combination of material hardness, quality and manufacturing expertise

Precision hollow grinding for the best shearing results




Specially developed tooth geometry for precise immersion in the coat

Favorita exclusive: precision plate pressure setting and adjustment, using the knurled screw

Special screw head for using the Aesculap-Torqui = optimum plate pressure

First-class raw materials for long-lasting cutting, and up to 7 regrinds



NEW Cutter Heads with DLC Coating



The Aesculap "Diamond-like Carbon" (DLC) coating perfectly combines the property profiles of diamond- and Teflon-based surface enhancement.

This special coating guarantees outstanding product properties:

- high wear protection and longer service life
- excellent gliding thanks to minimised frictional resistance
- extended edge retention
- increased corrosion protection
- reduced care requirement thanks to dirt-repellent surface
- less heat development




Exceptional coat gliding behaviour due to high-end surface finish



Care steps for Favorita cutter heads

The tooth spaces must also be given a thorough cleaning. When using a disinfectant, the cutter head should be dried thoroughly to prevent corrosion. After cleaning, the cutter heads must be oiled. Only use original Aesculap clipper oil GT604.



Disassembly



Drying

The shearing blades must be oiled with the cutter head attached before each use!

You should oil every 5-10 minutes during operation. This is done by adding 3 drops of the special clipper oil on the teeth and 2 drops between the teeth.

After oiling, let the machine run for a few minutes so that the oil can distribute itself well and thus not be transferred to the hair of the animal.



With proper maintenance and care, you can increase the durability of the cutter heads by up to 20 %. This can also delay when re-sharpening is required.

We recommend our BladeCool GTA103 for cleaning, cooling and oiling.



Cleaning



Oiling



Favorita CLi

Professional **cordless clippers** for all coats

Aesculap Cordless Clippers Favorita CLi

Latest generation of cordless Favorita

THE innovative and familiarly powerful cordless clipper for professional use! The integrated "InfoLED Display" shows the battery charge status as well as oil and cleaning instructions at any time.

- enormous pulling power with 3,300 strokes, thanks to high-quality brushless motor
- Li-ion batteries of the latest technology guarantee extremely long operating times compared to the previous model
- ergonomic and perfectly balanced
- weight of only 390 g for fatigue-free working
- charging station with LED display and charging bays for machine and spare battery
- Battery run time: 3 hours
- Battery charging time: 4 hours
- Supplied without cutter head

Precision Adjusting Aid Torqui

Using the Torqui "torque wrench", you can easily adjust the cutter head for the Favorita.

- the ultimate tool for optimum shearing blade pressure
- consistent edge-retention
- increase in the cutter head's service life since the interval between grindings is extended

- position the pins in the holes provided on the adjusting screw
- turn clockwise "Click Click" until the Torqui is idling

Item number GT142



Favorita InfoLED:

- shows the battery charge status on contact when required - even when switched off
- situational warning in the form of an oil can when the time interval for oiling is exceeded
- situational warning if the control registers a problem, e.g. due to overheating

You can choose between 2 colour and 2 equipment variants:

- blue or red
- 1 battery or 2 batteries

GT234-NB blue 1 battery
GT236-NB blue 2 batteries
GT234-SR red 1 battery
GT236-SR red 2 batteries



Li-Ion



180 min.



3300/min



LED

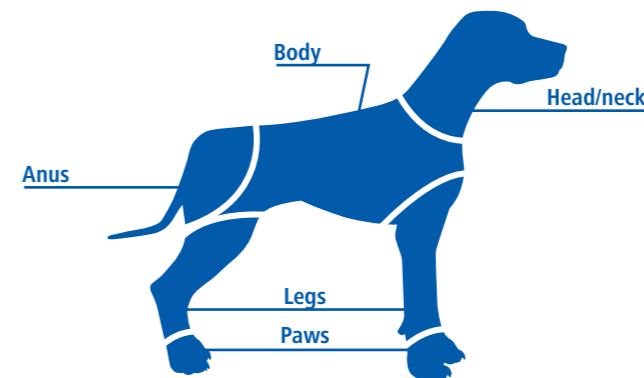
Info

Which cutter head should I use for which coat?

The cutter head advisor for Favorita cutter heads

It is important to use the right cutter head for each coat type and for the various parts of an animal. There is a wide range of Aesculap Favorita cutter heads available.

These figures are indicative and based on experience; coat structures can vary by individual animal. We recommend analysing the coat structure before each use of the clippers.



Dog breed	Mixed breeds	Mixed breeds	Poodle	Bichon	Doodle	Maltese	Pomeranian	Collie
Fur structure	Mixed fur	Mixed fur				Havanese		with undercoat
	Normal fur structure	Matted fur	Normal fur structure	Normal fur structure	Normal fur structure	Normal fur structure	Normal fur structure	Normal fur structure Brush out undercoat
Body short fur	GT754 5.0 mm	GT748 3.0 mm	GT779 9.0 mm	GT754 5.0 mm	GT754 5.0 mm	GT779 9.0 mm	GT754 5.0 mm	GT754 5.0 mm
Body medium-length fur	GT770 7.0 mm	only short cut possible	GT782 12.0 mm	GT770 7.0 mm	GT770 7.0 mm	GT782 12.0 mm	GT770 7.0 mm	GT770 7.0 mm
Body long fur	GT779 9.0 mm	only short cut possible	GT784 16.0 mm	GT779 9.0 mm	GT779 9.0 mm	GT784 16.0 mm	GT779 9.0 mm	GT779 9.0 mm
Special areas Anal area	GT710 - 1.8 mm GT742 - 2 mm	GT710 - 1.8 mm GT742 - 2 mm	GT710 - 1.8 mm GT742 - 2 mm	GT710 - 1.8 mm GT742 - 2 mm	GT710 - 1.8 mm GT742 - 2 mm	GT710 - 1.8 mm GT742 - 2 mm	GT710 - 1.8 mm GT742 - 2 mm	GT710 - 1.8 mm GT742 - 2 mm
Special areas Paws	GT772 0.7 mm	GT772 0.7 mm	GT772 0.7 mm	GT772 0.7 mm	GT772 0.7 mm	GT772 0.7 mm	GT772 0.7 mm	GT772 0.7 mm
Legs	GT758 5.0 mm	GT748 3.0 mm	Shears VH016 or VH017C	Shears VH016 or VH017C	GT754 5.0 mm	Shears VH016 or VH017C	Shears VH016 or VH017C	Shears VH016 or VH017C
Head, neck area	GT754 3 mm	GT754 3 mm	Shears VH016 or VH017C	Shears VH016 or VH017C	GT754 3 mm	Shears VH016 or VH017C	Shears VH016 or VH017C	Shears VH016 or VH017C

Stainless steel clip-on comb

Using the optional stainless steel clip-on combs, you can even shear up to 25 mm. **When using the stainless steel clip-on combs, you should always add the cutter head's "mm" to the comb you are using: e.g. GT746 1.5 mm + GT174 comb 16 mm = 17.5 mm shearing result.**

The stainless steel clip-on combs boast improved smoothness and durability compared with conventional plastic clip-on combs. They keep their shape and allow shearing heights not achievable with cutter heads.

You can purchase the Aesculap stainless steel Favorita clip-on combs as a set of 5 (GT170), or individually.

The following sizes are available:

13 mm GT173
16 mm GT174
19 mm GT175
22 mm GT176
25 mm GT177



Aesculap clippers – quality from Germany – since 1912

Any questions about our clippers?

Our product experts will be pleased to answer all of your questions about the types of machines, shearing blades, and the professional use of the equipment.

Germany hotline:
+49 8086 933-552

Hotline in UK:
+44 (0) 1572 722558

Email:
clippers@kerbl.com

E-mail :
enquiries@kerbl.co.uk

Albert Kerbl GmbH
Felizenzell 9
84428 Buchbach
Germany

Kerbl UK Limited
8 Lands End Way
Oakham, Rutland
LE15 6RF UK

www.kerbl.com

www.kerbl.co.uk