

Aesculap Favorita Cutter Heads



Aesculap Favorita Cutter Heads

Precision from the profi, for the profi!

Cutter heads from Aesculap Schermaschinen are precision parts which aim at perfection.

The cutter head determines the performance of every clipper. The Favorita cutter heads from the metal forge in Suhl/Thuringia are genuine "Made-in-Germany" products.

Exceptionally high-quality cutting tools are manufactured from top-quality carbon blanks in several production stages, in compliance with medical technology directives. Except for the hardening process, the parts never leave the production facility.

This in-house production can only be to your advantage:

- **unmatched long cutting durability**, thanks to first-grade carbon steel
- **consistently high cutting capacity** of each individual cutter head, thanks to state-of-the-art CNC grinding and milling equipment
- **exceptional coat gliding behaviour**, thanks to high-end surface finish
- **uniform and clean cutting pattern**, thanks to the specially developed tooth geometry
- **extremely regrindable, often up to 10 times**, thanks to the combination of material hardness, quality and manufacturing expertise

Please ensure that your shaving heads and shavers are only sharpened or repaired at the service centres listed in the user manual or by an authorised dealer!

Precision hollow grinding for the best shearing results




Specially developed tooth geometry for precise immersion in the coat

Favorita exclusive: precision plate pressure setting and adjustment, using the knurled screw

Special screw head for using the Aesculap-Torqui = optimum plate pressure

First-class raw materials for long-lasting cutting, and up to 10 regrinds



Aesculap Cutter Heads with DLC Coating



The Aesculap "Diamond-like Carbon" (DLC) coating perfectly combines the property profiles of diamond- and Teflon-based surface enhancement.

This special coating guarantees outstanding product properties:

- high wear protection and longer service life
- excellent gliding thanks to minimised frictional resistance
- extended edge retention
- increased corrosion protection
- reduced care requirement thanks to dirt-repellent surface




Exceptional coat gliding behaviour due to high-end surface finish



Care steps for Favorita cutter heads

The tooth spaces must also be given a thorough cleaning. When using a disinfectant, the cutter head should be dried thoroughly to prevent corrosion. After cleaning, the cutter heads must be oiled. Only use original Aesculap clipper oil GT604.



Disassembly



Drying

The shearing blades must be oiled with the cutter head attached before each use!

You should oil every 5-10 minutes during operation. This is done by adding 3 drops of the special clipper oil on the teeth and 2 drops between the teeth.

After oiling, let the machine run for a few minutes so that the oil can distribute itself well and thus not be transferred to the hair of the animal.



With proper maintenance and care, you can increase the durability of the cutter heads by up to 20 %. This can also delay when re-sharpening is required.

We recommend our BladeCool GTA103 for cleaning, cooling and oiling.



Cleaning



Oiling



Favorita CLi

Professional cordless clippers for all coats

Aesculap Cordless Clippers Favorita CLi

Latest generation of cordless Favorita

THE innovative and familiarly powerful cordless clipper for professional use!
The integrated "InfoLED Display" shows the battery charge status as well as oil and cleaning instructions at any time.

- enormous pulling power with 3,300 strokes, thanks to high-quality brushless motor
- Li-ion batteries of the latest technology guarantee extremely long operating times compared to the previous model
- ergonomic and perfectly balanced
- weight of only 390 g for fatigue-free working
- charging station with LED display and charging bays for machine and spare battery
- Battery run time: 3 hours
- Battery charging time: 4 hours
- Supplied without cutter head

Precision Adjusting Aid Torqui

Using the Torqui "torque wrench", you can easily adjust the cutter head for the Favorita.

- the ultimate tool for optimum shearing blade pressure
- consistent edge-retention
- increase in the cutter head's service life since the interval between grindings is extended

1. position the pins in the holes provided on the adjusting screw
2. turn clockwise "Click Click" until the Torqui is idling

Item number GT142



Favorita InfoLED:

- shows the battery charge status on contact when required - even when switched off
- situational warning in the form of an oil can when the time interval for oiling is exceeded
- situational warning if the control registers a problem, e.g. due to overheating

You can choose between 3 colour options and 2 configuration options:

- Blue, red or pink
- 1 battery or 2 batteries

GT234-NB incl. 1 battery (blue)
GT234-SR incl. 1 battery (red)
GT234-TM incl. 1 battery (pink)
GT236-NB incl. 2 batteries, blue
GT236-SR incl. 2 batteries, red
GT236-TM incl. 2 batteries, pink



Contents:

- 1 x Favorita CLi cordless clipper,
- 1 x Aesculap oil (GT604),
- 1 x user manual,
- 1 x charging station,
- 1 x mains adapter with interchangeable plug (EU, UK, US, AUS), depending on model:
- 1 or 2 x Li-ion battery



Li-Ion



180 min.



3300/min



LED

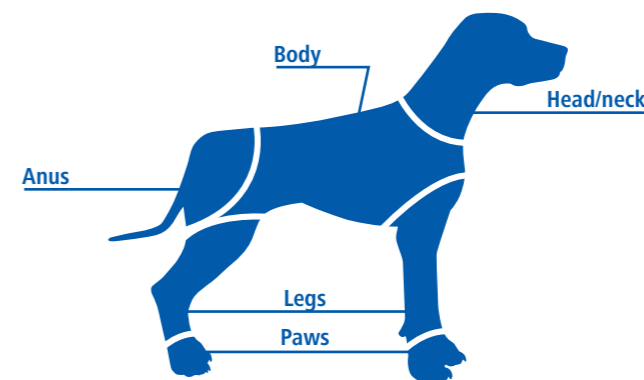
Info

Which blade set should I use for which coat?

The Blade Set Guide – your digital tool for easy selection

There is a wide range of Aesculap SnapOn blade sets available. You can easily find the right model using the blade set guide. It is important to use the correct blade set for each coat type and for the different parts of the animal's body.

These figures are indicative and based on experience; coat structures can vary by individual animal. We recommend analysing the coat structure before each use of the clippers.



How it works:



Select the animal species



Specify an existing model or search for new machine



Get matching blade sets and machines displayed



Save recommendations as a PDF



Shop with your Aesculap dealer

Curious to find out more?

Then visit the blade set advisor now at www.scherkopfberater.de

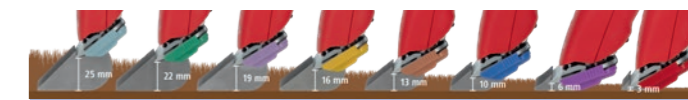


PR425-26=PR_Aesculap_CLI_EN_202604

Aesculap Clip-on Comb Favorita

- for Favorita blade sets GH700, GT736, GT746 and GT710
- optimum and uniform cutting results
- various cutting lengths from 3 to 25 mm possible
- glides easily through fur
- easy and quick to clip on
- available in a set as well as individually

Set GTA115 consisting of 8 clip-on combs



Tip:

Add the cutting length of the shaving head to the cutting length of the stainless steel clip-on comb.

3 mm	red	GTA116	16 mm	yellow	GTA120
6 mm	violet	GTA117	19 mm	purple	GTA121
10 mm	blue	GTA118	22 mm	green	GTA122
13 mm	brown	GTA119	25 mm	light blue	GTA123

Aesculap clippers – quality from Germany – since 1912

Any questions about our clippers?

Our product experts will be pleased to answer all of your questions about the types of machines, shearing blades, and the professional use of the equipment.

Germany hotline:
+49 8086 933-552

Hotline in UK:
+44 (0) 1572 722558

Email:
clippers@kerbl.com

E-mail :
enquiries@kerbl.co.uk

Albert Kerbl GmbH
Felizenzell 9
84428 Buchbach
Germany

Kerbl UK Limited
8 Lands End Way
Oakham, Rutland
LE15 6RF UK

www.kerbl.com

www.kerbl.co.uk